



ಬೃಹತ್ ಬೆಂಗಳೂರು ಮಹಾನಗರ ಪಾಲಿಕೆ  
Bruhat Bengaluru Mahanagara Palike



# BBMP COVID-19 WAR ROOM 29.10.2022



# OVERVIEW OF COVID-19 IN BENGALURU



## CASE TRENDS

ACTIVE CASES **1,767**

### Confirmed Cases

**102**

18,74,515 #

### Recovered Cases

**83**

18,55,758 #

### Death Cases

**0**

16,990 #



## HOSPITALIZATION

**15**

### ICU – V

-

### ICU

2

### HDU

2

### General

11

INCLUDES GOVT. QUOTA AND PRIVATE WALK-IN HOSPITALIZATION



## VACCINATION

**425**

2,04,74,751 #

### First Dose

**59**

96,77,144 #

### Second Dose

**79**

94,78,464 #

### Precaution Dose

**287**

13,19,143 #



## TRIAGING

### MTU

4

### Tele Triage

**95**



## ACTIVE CLUSTERS

**0**

### Budding Clusters (<5 Cases)

0

### Clusters (> 5 cases)

0



## TESTING

**1,404**

3,19,38,693 #

### RAT

234

### RTPCR

1,170

Positivity : 6.25%

\*FOR LAST 7 DAYS

# : indicates cumulative numbers till date



# ABSTRACT OF COVID-19 SCENARIO IN BENGALURU


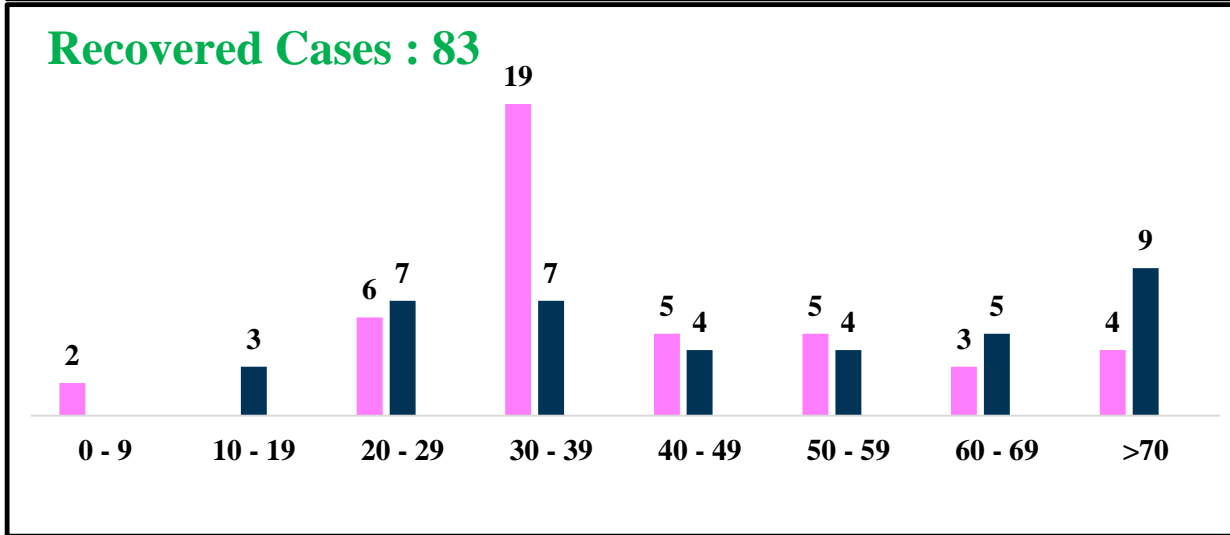
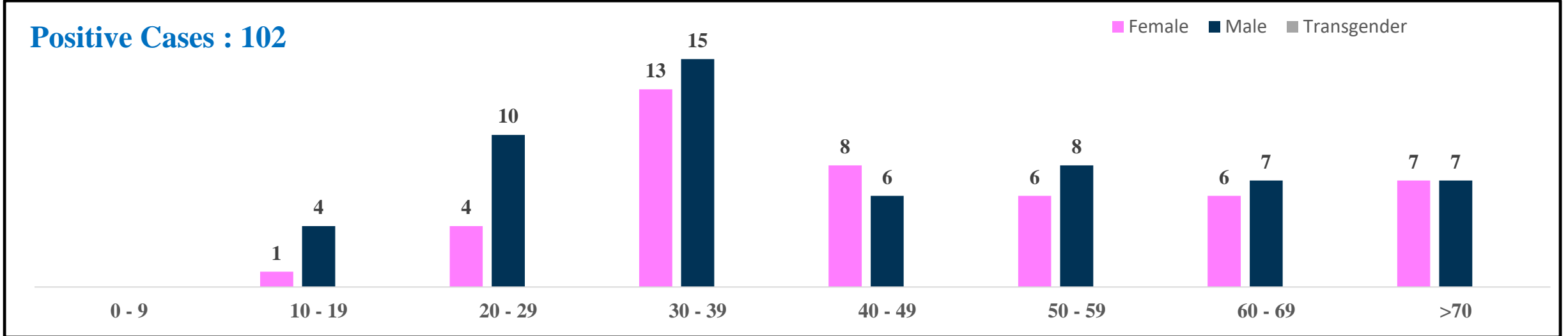


	MALE			FEMALE			TRANSGENDER			TOTAL		
	Last 24 Hours	Last 7 Days	Cumulative	Last 24 Hours	Last 7 Days	Cumulative	Last 24 Hours	Last 7 Days	Cumulative	Last 24 Hours	Last 7 Days	Cumulative
<b>Positive Cases</b>	57	345	11,04,697	45	268	7,68,926	0	0	196	102	613	18,74,515
<b>Recovered Cases</b>	39	427	10,92,677	44	379	7,62,987	0	0	187	83	806	18,55,758
<b>Death Cases</b>	0	0	10,760	0	0	6,226	0	0	4	0	0	16,990
<b>Total Tests Done</b>	<b>In Last 24 hrs. : 1,404</b>			<b>In last 7 days : 9,810</b>			<b>Cumulative : 3,19,38,693</b>					
<b>Vaccine Doses Administered</b>	<b>In Last 24 hrs. : 425</b>			<b>In last 7 days : 1,797</b>			<b>Cumulative : 2,04,74,751</b>					
<b>ACTIVE CASES</b>							<b>1,767</b>					

\*Covid deaths occurred today : 00 | Covid deaths occurred beyond last 24hrs., reported today : 00

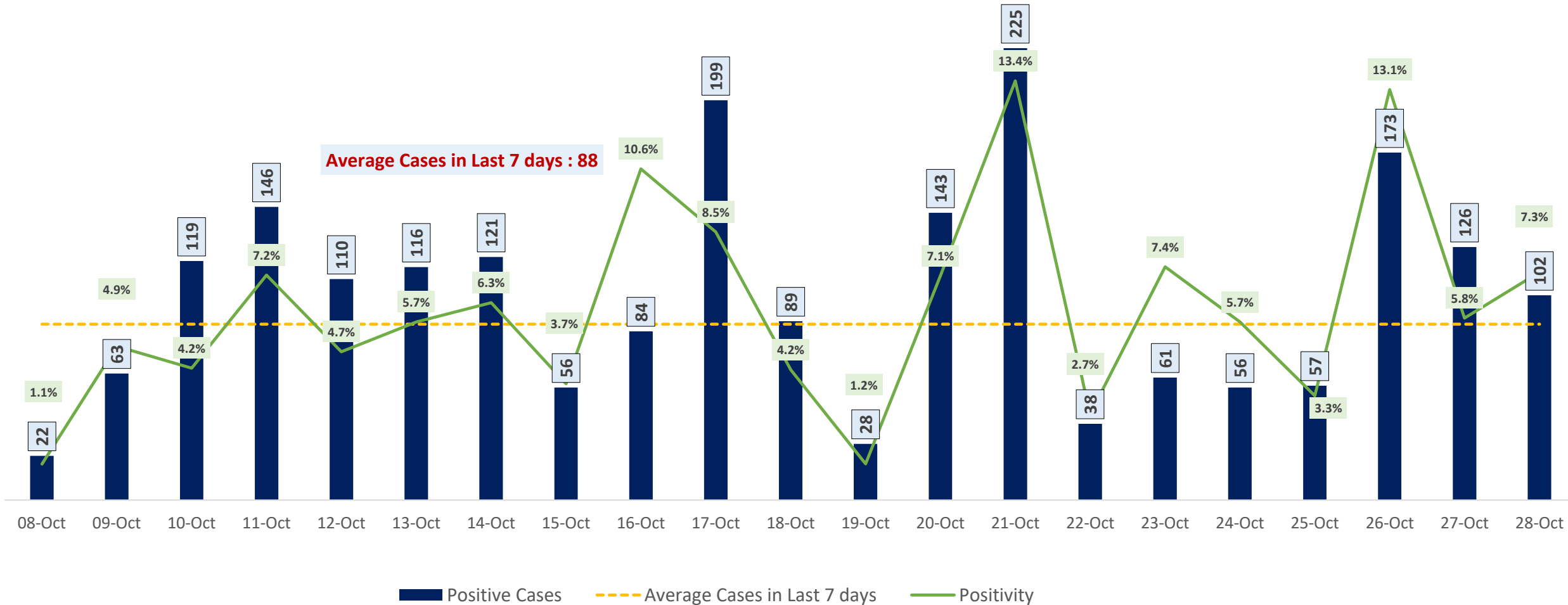


# LAST 24 HOURS AGE GROUP AND GENDER WISE DISTRIBUTION





# POSITIVITY RATE OF BENGALURU – LAST 21 DAYS

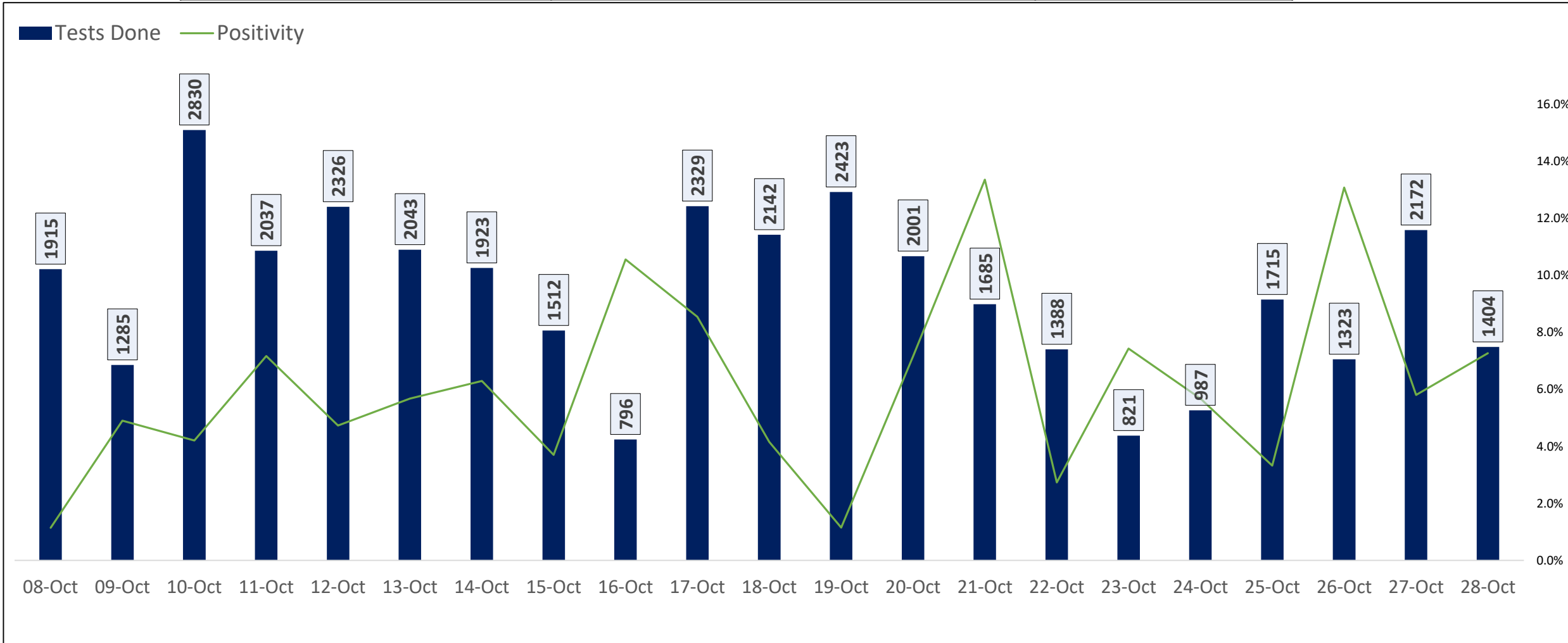




# TESTING TRENDS IN BENGALURU

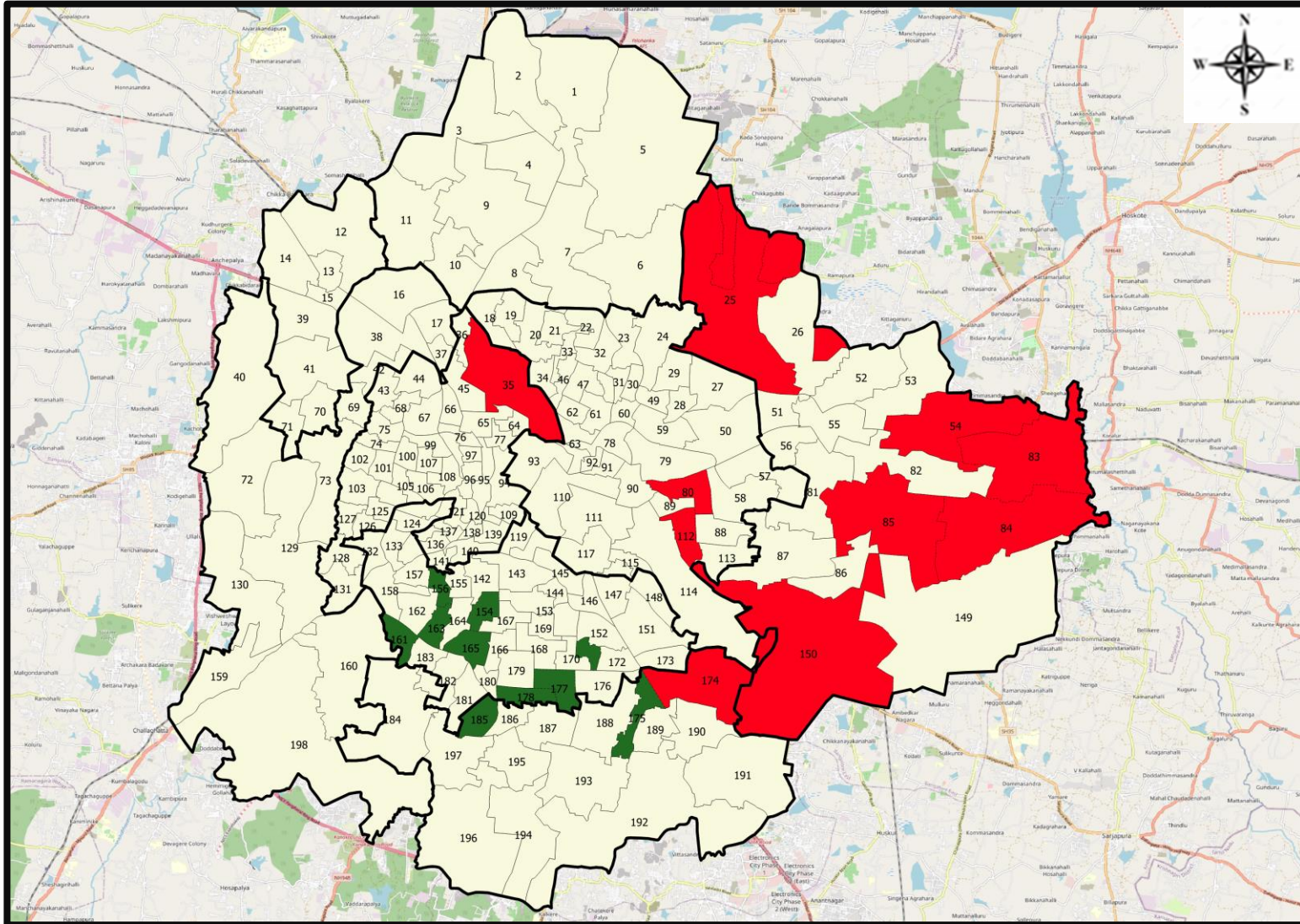


Total Test Conducted Till Date	Test Conducted Last 24 hours	Last 7 Days Average
3,19,38,693	1,404	1,401





# BENGALURU URBAN MAP SHOWING TREND OF POSITIVE CASES IN LAST 7 DAYS



### Top 10 wards reporting highest number of positive cases in last 10 days

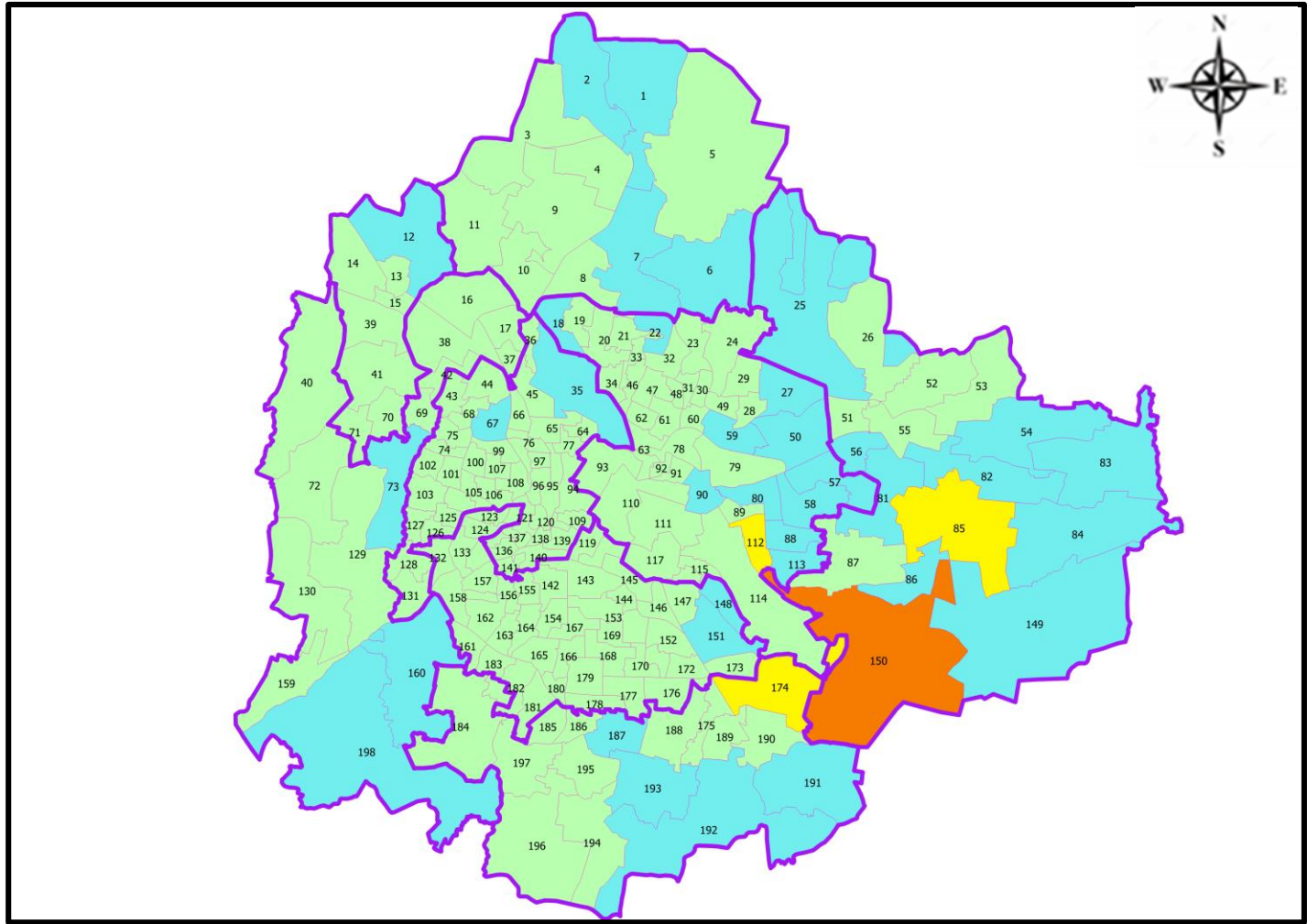
Ward No.	Ward Name	Daily Cases Average
150	Bellanduru	4
85	Dodda Nekkundi	3
174	HSR Layout	2
112	Domlur	2
25	Horamavu	1
83	Kadugodi	1
35	Aramane Nagar	1
54	Hudi	1
80	Hoysala Nagar	1
84	Hagadur	1







### Top 10 wards reporting least number of positive cases in last 7 days

Ward No.	Ward Name	Daily Cases Average
185	Yelchenahalli	0
178	Sarakki	0
177	J P Nagar	0
175	Bommanahalli	0
171	Gurappanapalya	0
165	Ganesh Mandiara Ward	0
163	Katriguppe	0
161	Hosakerehalli	0
156	Srinagara	0
154	Basavanagudi	0



# BENGALURU MAP SHOWING INTENSITY OF POSITIVE CASES IN LAST 7 DAYS



-  **Level 1 : 0 to 3 Cases**
-  **Level 2 : 3 to 10 Cases**
-  **Level 3 : 10 to 20 Cases**
-  **Level 4 : 20 to 50 Cases**
-  **Level 5 : More than 50 Cases**
-  **Zone Boundaries**

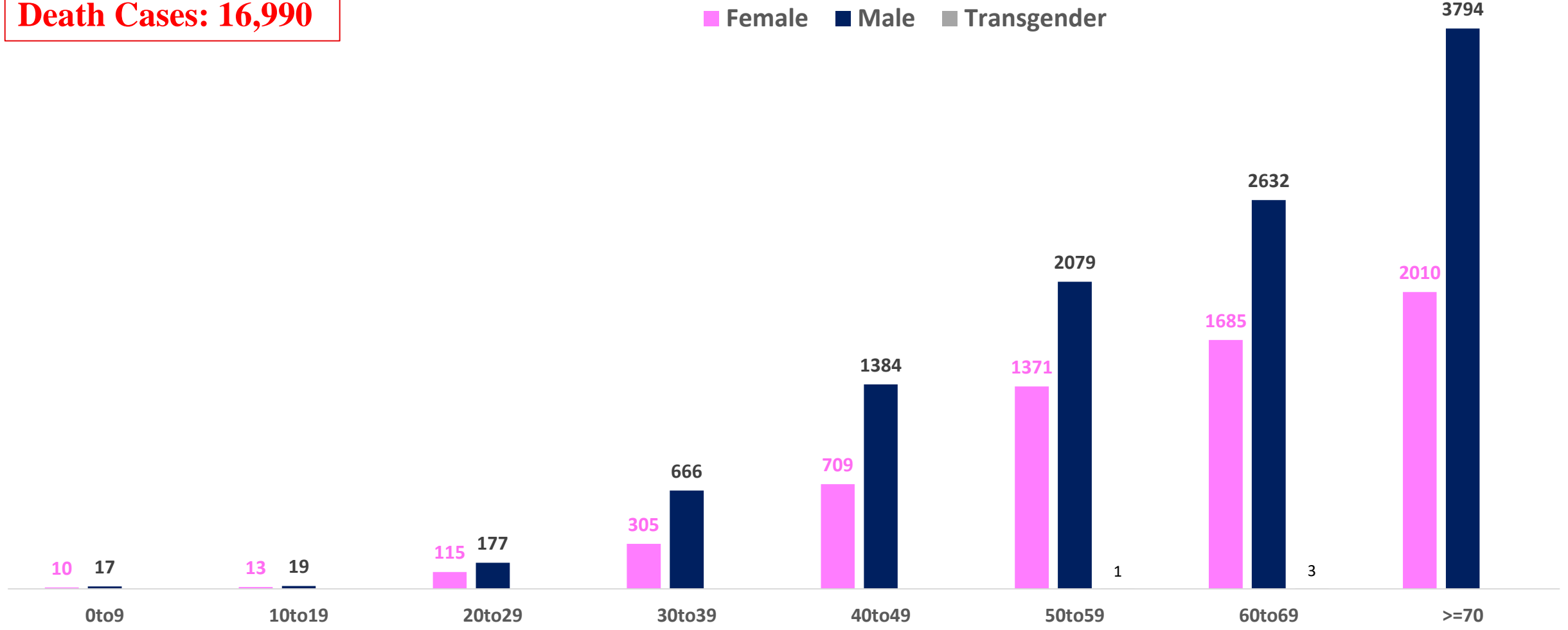




# AGE AND GENDER WISE DISTRIBUTION OF DEATH CASES



**Death Cases: 16,990**





# COVID-19 SCENARIO IN BENGALURU AND OTHER METROPOLITAN CITIES



CITY NAME	Positive Cases	Active Cases	Recovered	Deceased	Vaccine Doses Administered
New Delhi	20,05,882	351	19,79,023	26,508	3,73,15,469
Bengaluru*	18,74,515	1,767	18,55,758	16,990	2,37,76,855
Mumbai	11,52,720	650	11,32,332	19,738	2,21,33,371
Chennai	7,92,486	891	7,82,525	9,070	1,13,95,177

Source : <https://dashboard.cowin.gov.in/> at 4:00pm (29.10.2022)  
Source : <https://www.covid19bharat.org/> at 4:00pm (29.10.2022)

\*includes BBMP & Bengaluru Urban



# SNAPSHOT OF COVID-19 CASES IN BENGALURU URBAN



**Total Wards With  
< =10 Cases\* :  
192**

**Tests Conducted  
on 28.10.2022:  
1,404**

**Recovery  
Rate\*:  
99.00%**

**Total  
Active Cases :  
1,767**

**Total Vaccinated  
on 28.10.2022:  
425**

**Positivity  
Rate\* :  
6.25%**

**Active  
Rate\*:  
0.09%**

**Case  
Fatality Rate\* :  
0.00%**





\*Total positive cases In the past 7 days

\*CFR and positivity is for Past 7 days



ಬೃಹತ್ ಬೆಂಗಳೂರು ಮಹಾನಗರ ಪಾಲಿಕೆ  
Bruhat Bengaluru Mahanagara Palike



<b>Download BBMP Bulletin</b>	<a href="https://apps.bbmpgov.in/covid19/mediabulletin.php">https://apps.bbmpgov.in/covid19/mediabulletin.php</a>
<b>To register for vaccination :</b>	<a href="https://selfregistration.cowin.gov.in/">https://selfregistration.cowin.gov.in/</a>
<b>BBMP COVID19 Dashboard:</b>	<a href="https://apps.bbmpgov.in/covid19/">https://apps.bbmpgov.in/covid19/</a>
<b>Follow us on:</b>	 <a href="http://www.facebook.com/bbmp.comm1/">www.facebook.com/bbmp.comm1/</a>
	 <a href="https://twitter.com/BBMPCOMM">twitter.com/BBMPCOMM</a>
	  <a href="https://www.instagram.com/BBMPSplHealth">BBMPSplHealth</a>

**Issued by:**

**Honorable Chief Commissioner, BBMP  
Special Commissioner Health & IT, BBMP  
MD, Bengaluru Smart City Limited**

**THANK YOU !**

ಬೃಹತ್ ಬೆಂಗಳೂರು ಮಹಾನಗರ ಪಾಲಿಕೆ  
Bruhat Bengaluru Mahanagara Palike

## PREVENTION of COVID-19

-  Wash Hands
-  Use Soap
-  Avoid Crowd
-  Wear Mask
-  Avoid Handshake
-  Use Disinfectant

  @BBMPSplHealth

